



HARDSCAPE
IDEABOOK

LEE BUILDING
PRODUCTS®

MISSION STATEMENT

We are committed to being the first choice of our customers and our employees while adding value to the company every day and positively impacting the communities in which we serve.

(This page) **Rosetta Grand Flagstone Slabs** (pg 39), **Belvedere Wall** (pg 38), **Belvedere Coping** (pg 38), **Belvedere Round Fire Pit Kit** (pg 39).
(Cover page) **Anchor 9D Virtual Joint® Wall** (pg 35) and **Anchor 3" Wall Cap** (pg 35).

TABLE OF CONTENTS

1 - 2	LEE BUILDING PRODUCTS - Who We Are
3 - 14	Walls and Patios
15 - 24	Pavers and Patio Slabs
25 - 28	Steps
29 - 30	Fireplace Kits
31 - 32	Fire Pit Kits
33 - 34	Pizza Oven Kits
35 - 42	Product Information
43	Warranty, Associations and References
44	LEE BUILDING PRODUCTS - Locations
Back Cover	Dealer Information



WHO WE ARE

Since 1963, we at LEE BUILDING PRODUCTS have sought to provide quality products and service, that help our customers meet and exceed their expectations. Relationships based on trust and hard work have allowed LEE BUILDING PRODUCTS to expand our offerings and the areas we service, invest in our people, production facilities, and equipment to ensure we can follow through on our commitments and meet the needs of our customers.

Our Brand Promise is simple; we are dedicated to providing our customers superior service and to delivering the best quality product available in the marketplace. While our company continues to grow we remain employee owned. That, coupled with continuing to partner with industry leading brands, we believe integrity is still the best way to build our relationships with our customers.

HARDSCAPES

Creating a dream outdoor living space is more than what landscape products you will use. At LEE BUILDING PRODUCTS we recognize that improving your yard is about imagining how the space will transform your lifestyle. You want to enjoy the outdoors, so set yourself up for success with LEE HARDSCAPES. Use the products on the following pages to serve as inspiration to create your special outdoor living space with help from LEE HARDSCAPES and your landscape contractor.

SUSTAINABILITY

At LEE BUILDING PRODUCTS we are proud to incorporate sustainable construction innovations and manufacturing practices into the products we produce. We are committed to a cleaner, healthier planet and are doing our part by taking an environmentally responsible approach, which will help you construct greener projects for a more sustainable future.

LEE HARDSCAPES... Your first choice for quality products and exceptional customer service.





THE PERFECT FIT

Keystone Country Manor® Wall (pg 37)
Keystone Country Manor® Caps (pg 37)
Keystone Country Manor® Fire Pit (custom)

*The beauty of concrete goes beyond the many attractive forms it can take.
LEE HARDSCAPES provides aesthetic and functional beauty as well as strength for lasting durability.*

We recommend looking at product samples before making final color selections.


WWW.LEEBP.COM

WALLS AND PATIOS

Retaining, Free-standing, and Garden Walls

Versatile and easy to install, LEE HARDSCAPES offers a wide variety of wall systems that can help you create small to mid-size retaining walls, free-standing walls, and feature elements such as columns, planter boxes, outdoor kitchens, and more.

— *With LEE HARDSCAPES, your imagination is your only limitation.*



- A. Rosetta® Outcropping Wall (pg 40)
- B. Anchor Diamond® 10D Wall (pg 35)
Anchor Wall Caps (pg 35)

- A. Rosetta® Kodah Wall (pg 39)
Rosetta® Dimensional Steps (pg 39)
- B. Southern Tradition® Wall (pg 37)
Anchor Wall Caps (pg 35)
- C. Keystone COMPAC® II Tri-plant Soft Split (pg 37)
Keystone Wall Caps



Embrace your home's style....be inspired.

We recommend looking at product samples before making final color selections.

WWW.LEEBP.COM



A

- A. Keystone Country Manor® Wall (pg 37)
Keystone Country Manor® Caps (pg 37)
- B. Rosetta® Outcropping Wall and Columns (pg 38)
Rosetta® Outcropping Column Cap (pg 38)
Rosetta® Dimensional Steps (pg 39)



B

A. Rosetta® Outcropping Wall (pg 40)



An outdoor getaway is the perfect place to flex your creativity.

We recommend looking at product samples before making final color selections.

WWW.LEEBP.COM

- A. Rosetta® Kodah Wall (pg 39)
 Rosetta® Dimensional Coping (pg 38)
 Rosetta® Dimensional Flagstone Slabs (pg 39)
- B. Rosetta® Grand Flagstone Slabs (pg 39)
 Rosetta® Belvedere Wall (pg 38)
 Rosetta® Dimensional Coping (pg 38)
 Rosetta® Belvedere Round Fire Pit Kit (pg 39)



- A. Anchor Diamond® 9D Virtual Joint Wall in Rutherford Blend (pg 35)
Anchor® Diamond Caps (pg 35)
Rosetta® Dimensional Steps (pg 39)
- B. Anchor® Highland Wall (pg 36)
Anchor Wall Caps (pg 35)
- C. Anchor® Highland Stone Free-standing Wall (pg 36)
Anchor® 3" XL Cap (pg 36)
Anchor® Adaptable Column / Corner (pg 35)



"Customizing" is the key as an outdoor space transforms from ordinary to extraordinary.

We recommend looking at product samples before making final color selections.

WWW.LEEBP.COM

- A. Anchor Diamond® 9D Wall (pg 35)
Anchor Diamond® 3" Caps (pg 35)
- B. Anchor Highland® Wall (pg 36)
Anchor Diamond® 3" Caps (pg 35)
- C. Anchor Highland® Free-standing Wall (pg 35)
Anchor Diamond® 3" XL Caps (pg 36)
Southern Tradition® Savannah Pavers (pg 38)



- A. Rosetta® Belvedere Wall (pg 38)
- Rosetta® Belvedere Coping (pg 38)
- Rosetta® Column Cap (pg 38)



It's not what you dream, it's what you do with your dream.

We recommend looking at product samples before making final color selections.

WWW.LEEBP.COM



A

- A. Anchor Highland Stone 6" Wall (pg 36)
Anchor Highland Adaptable Column/Corner Unit (pg 35)
- B. Keystone Compac® II Straight Hard Split (pg 37)
Anchor Wall Caps (pg 35)



B

- A. Rosetta® Outcropping Wall (pg 40)
Rosetta® Belvedere Coping (pg 38)
Rosetta® Belvedere Wall (pg 38)
Rosetta® Belvedere Wall Cap (pg 38)
- B. Anchor Diamond® 10D Wall (pg 35)
Anchor Diamond® 3" Caps (pg 35)
- C. Southern Tradition® Wall and Columns (pg 37)



As always....timeless and tasteful elegance....LEE HARDSCAPES.

We recommend looking at product samples before making final color selections.

WWW.LEEBP.COM



A. Anchor® Highland Stone Wall (pg 36)
Anchor Diamond® 3" Caps (pg 35)



A. Anchor Diamond® 10D Wall (pg 35)
Anchor Diamond® 3" Caps (pg 35)

B. Anchor Highland Stone Wall (pg 36)
Anchor Diamond® 3" Caps (pg 35)



We recommend looking at product samples before making final color selections.


WWW.LEEBP.COM

PAVERS AND PATIO SLABS

Driveways, Walkways, and Patios

Perfect for patios, pool decks, walkways, and more; LEE HARDSCAPES offers pavers in a wide range of styles, sizes, and textures. Stunning and durable, the pavers and patio stones will enable you to create truly extraordinary spaces.

— *Make memories with family and friends step-by-step.*



A. Rosetta® Dimensional Flagstone Pavers (pg 39)
Rosetta® Belvedere Wall and Coping (pg 38)

B. Techo-Bloc® Antika Pavers (pg 42)

A. Rosetta® Old Mission Pavers (pg 40)

B. Rosetta® Superior Steppers (pg 40)

C. Techo-Bloc® Eva Paver (pg 42)



We recommend looking at product samples before making final color selections.

WWW.LEEBP.COM



- A. Atlas-Concorde® Wood Plank Tile Paver (pg 36)
- B. Anchor Highland® Freestanding Wall (pg 35)
Anchor Diamond® 3" Caps (pg 35)
Southern Tradition® Pavers (pg 37)
- C. Southern Tradition® Pavers (pg 38)
Southern Tradition® Paver Border (pg 37)



Build something beautiful.

WWW.LEEBP.COM

We recommend looking at product samples before making final color selections.

A. Atlas-Concorde® 24"x24" Porcelain Pavers (pg 36)



We recommend looking at product samples before making final color selections.

WWW.LEEBP.COM



A. Rosetta® New Mission Pavers (pg 40)
 Rosetta® Belvedere Fireplace

B. Rosetta® Belvedere Wall (pg 38)
 Rosetta® Grand Flagstone Slabs (pg 39)



B

- A. Techo-Bloc® Antika Paver (pg 42)
- B. Atlas-Concorde® 24"x24" Porcelain Pavers (pg 36)
- C. Rosetta® New Mission Pavers (pg 40)



Change your view. . . . Let us help you slow down, laugh a little more, and appreciate your surroundings.

We recommend looking at product samples before making final color selections.

WWW.LEEBP.COM

- A. Rosetta® New Mission Paver (pg 40)
- B. Rosetta® Grand Flagstone Slabs (pg 39)
Rosetta® Belvedere Round Fire Pit Kit (pg 39)



A. Atlas-Concorde® Wood Plank Tile Paver (pg 36)



Relax. Celebrate. Linger.

We recommend looking at product samples before making final color selections.

WWW.LEEBP.COM

- A. Techo-Bloc® Blu60 Paver (pg 42)
- B. Atlas-Concorde® Porcelain Pavers 24"x24" (pg 36)
- C. Southern Tradition® Tumbled Pavers (pg 38)



Products and inspiration for all budgets and lifestyles.



- A. Rosetta® New Mission Pavers (pg 40)
Rosetta® Belvedere Wall (pg 38)
Rosetta® Belvedere Coping (pg 38)
- B. Atlas-Concorde® 24"x24" Porcelain Pavers (pg 36)
Rosetta® Kodah Wall and Fire Pit (pg 39)
Rosetta® Dimensional Coping (pg 38)



We recommend looking at product samples before making final color selections.

WWW.LEEBP.COM

STEPS

With LEE HARDSCAPES you can take stairs to a whole new level. Whether you're leading people down to the lake, up to your home, or out to the backyard, steps from LEE HARDSCAPES create the grand entrance your space deserves.

— *Why settle for an ordinary welcome when grand is an option?*



- A. Keystone Country Manor® Wall Caps for Steps (pg 37)
Keystone Country Manor® Wall (pg 37)
- B. Rosetta® Irregular Steps (pg 39)
Rosetta® Outcropping Wall (pg 40)

- A. Anchor Highland® free-standing Wall and 3" Caps (pg 35)
Anchor Highland® Cap units as step treads (pg 35)
- B. Rosetta® Dimensional Steps (pg 39)
Rosetta® Outcropping Wall (pg 40)
Rosetta® Grand Flagstone Slabs (pg 39)
- C. Rosetta® Irregular Steps (pg 39)
Rosetta® Belvedere Wall (pg 38)
Rosetta® Belvedere Coping (pg 38)




LEE HARDSCAPES...your source for stylishly cool outdoor ideas.

We recommend looking at product samples before making final color selections.

WWW.LEEBP.COM

- A. Rosetta® Dimensional Steps (pg 39)
 Rosetta® Belvedere Wall (pg 38)
 Rosetta® Dimensional Coping (pg 38)
 Rosetta® Grand Flagstone Slabs (pg 39)
 Rosetta® Dimensional Coping (pg 38)
- B. Rosetta® Irregular Steps (pg 39)
 Rosetta® Belvedere Fire Pit (pg 39)
 Rosetta® Kodah Wall (pg 39)
 Rosetta® Grand Flagstone Slabs (pg 39)
- C. Anchor Diamond® 3" Cap for Steps (pg 35)
 Anchor® Adaptable Corner (pg 35)



- A. Keystone Country Manor® Wall Caps for Steps (pg 37)
Keystone Country Manor® Columns (pg 37)
Keystone Country Manor® Caps on Columns (pg 37)

- B. Rosetta® Dimensional Steps (pg 39)
Rosetta® Belvedere Wall (pg 38)
Rosetta® Belvedere Coping (pg 38)



Select materials that will stand the test of time.

We recommend looking at product samples before making final color selections.

WWW.LEEBP.COM

FIREPLACE KITS

Fireplaces from LEE HARDSCAPES provide not only a focal point for outdoor living, but also a place for everyone to gather, get warm, and get to know each other better. While each stone looks like it was stacked by hand, LEE HARDSCAPES fireplaces come in kits that are easy for you or your landscape contractor to install.

— *There's no place more delightful than one's own fireplace.*



- A. Rosetta® Belvedere Fireplace
Rosetta® Belvedere Wall and Column (pg 38)
Rosetta® Dimensional Coping (pg 38)
Rosetta® Grand Flagstone Slabs (pg 39)
- B. Stone Age® 36" Standard Fireplace Kit with Log Storage (pg 41)



- A. 36" StoneAge® Contractor Series Fireplace Kit with extended Flue (pg 41)
- B. Rosetta® Belvedere Fireplace
- C. 48" Contractor Series Fireplace Kit with Arched Wood Storage Boxes (pg 41)



A fireplace takes an outdoor living space from basic to luxurious.

We recommend looking at product samples before making final color selections.

WWW.LEEBP.COM

FIRE PIT KITS

With a fire pit kit from LEE HARDSCAPES you will always be the consummate host. Enjoy time together with a round or square fire pit while the troubles of the world slowly fade away. So settle in for a warm and cozy night with friends and family.

— *Mmmm. Let's have s'more of this!*

- A. Rosetta® Kodah Fire Pit Kit (pg 39)
Rosetta® Kodah Wall Columns (pg 39)
Rosetta® 34x34 Kodah Pillar Column Cap (pg 38)
Rosetta® Dimensional Flagstone Pavers (pg 39)

- B. Rosetta® Belvedere Fire Pit Kit
Rosetta® Belvedere Wall (pg 38)
Rosetta® Dimensional Coping (pg 38) and Caps (pg 38)
Rosetta® Grand Flagstone Slabs (pg 39)





- A. Rosetta® Belvedere Round Fire Pit (pg 39)
Rosetta® Dimensional Slabs (pg 39)
- B. Rosetta® Kodah Square Fire Pit Kit (pg 39)
Rosetta® Belvedere Wall (pg 38)
- C. Rosetta® Fire Pit Kit
Rosetta® Grand Flagstone Slabs (pg 39)
Rosetta® Belvedere Wall (pg 38)
Rosetta® Belvedere Coping (pg 38) and Column Cap (pg 38)



We recommend looking at product samples before making final color selections.

WWW.LEEBP.COM

PIZZA OVEN KITS

Because everyone wants to be outside enjoying those beautiful summer days and evenings, take the party outdoors with a wood-fired pizza oven kit from LEE HARDSCAPES. The Amerigo™ Pizza oven offers everything you need for old world pizza and much more. With more than 1500 square inches of cooking surface, it has the space to cook plenty of pizza for the largest of parties or families. — *Now that's a spicy-a-pizza!*



A. Stone Age® Amerigo Pizza Oven Kit (pg 34)

C. Stone Age® Amerigo Pizza Oven Kit (pg 34)

B. Stone Age® Amerigo Pizza Oven Kit (pg 34)


KIT COMPONENTS

Fired outdoor masonry pizza ovens are not only easy to build, they add incredible property value. Some of the many benefits of an Amerigo pizza oven include the fact they are relaxing and fun, efficient while cooking, and provide an amazing and unique flavor to any oven baked food type, foods like vegetables, potatoes, salmon, shellfish, and even meat.

Kit SA-APO-48 Features

Oven dome and floor components

- 1 - 12" tall chimney flue section
- Firebrick
- Metal door
- Additional accessories available



Kit Dimensions

- Dome Height 30"
- Overall Height 42.5"
- Overall Width 48"
- Overall Depth 42"
- Internal Width 42"
- Internal Depth 36"
- Door Opening Width 25.5"
- Door Opening Height 12.5"
- Cooking Surface Area 1512 sq. in.



A. Stone Age® Amerigo Pizza Oven Kit shown with clay brick veneer.

B. Stone Age® Amerigo Pizza Oven Kit shown with manufactured stone veneer .

We recommend looking at product samples before making final color selections.

WWW.LEEBP.COM

PRODUCT INFORMATION

Anchor Diamond® 10D Wall



Unit: 6"H x 18"W x 10"D

Weight: 54 lbs.

Anchor Diamond® 9D Wall (three unit sizes)



Small: 8"x7"x12"

Weight: 34 lbs.

Medium: 8"x11"x12"

Weight: 45 lbs.

Large: 8"x18"x12"

Weight: 77 lbs.

Anchor Diamond® 3" Cap



Cap: 3"x17.25"x10.33

Weight: 44 lbs.

Anchor® Adaptable Column/Corner



Unit Dimensions: 6'x 18"x 9"

Weight: 75 lbs.

Units per pallet: 40

Anchor® Free-standing Wall (three unit sizes)



Small Unit: 6"H x 9"D x 6"W

Weight: 20 lbs.

Medium Unit: 6"H x 9"D x 12"W

Weight: 45 lbs.

Large Unit: 6"H x 9"D x 18"W

Weight: 70 lbs.

Anchor Diamond® 9D Virtual Joint Wall (three different units)



Stretcher: 6"H x 18" W x 9"D

Weight: 52 lbs.

Left Side Joint: 6"H x 18" W x 9"D

Weight: 52 lbs.

Right Side Joint: 6"H x 18" W x 9"D

Weight: 52 lbs.

Anchor Highland Stone® 6" Wall (three unit sizes)



Small: 6"H x 6"W x 12"D Weight: 30 lbs.
 Medium: 6"H x 12"W x 12"D Weight: 59 lbs.
 Large: 6"H x 18"W x 12"D Weight: 73 lbs.

Anchor Diamond® XL Wall Cap



Cap unit dimensions: 3"x 18"x 13"
 Weight: 52 lbs.

Anchor Highland Stone® 2.0 Free-standing Wall (three unit sizes)



Small: 6"x 6" x 9" Weight: 20 lbs.
 Medium: 6"x 12"x 9" Weight: 45 lbs.
 Large: 6"x 18"x 9" Weight: 70 lbs.

Anchor Diamond Pro Stone Cut® (three unit sizes)




Small: 8"x7"x12" Weight: 34 lbs.
 Medium: 8"x11"x12" Weight: 45 lbs.
 Large: 8"x18"x12" Weight: 77 lbs.

Anchor Diamond® Pro Wall Cap




Cap: 4" x 17.25" x 10.375" Weight: 44 lbs

Atlas®-Concorde 24x24 Porcelain Paver




Unit: 24"W x 24"L x .75H"

Atlas-Concorde Wood Plank Tile Paver




ETIC PRO RIVERA VENICE 12"W x 48"L
 ETIC PRO NOCHE HICKORY 12"W x 48"L
 AXI GRAY 16"W x 48"L

Keystone Country Manor® Wall (three unit sizes)



Small: 6"H x 4/6"W x 10"D Weight: 22 lbs.
 Medium: 6"H x 10/12"W x 10"D Weight: 49 lbs.
 Large: 6"H x 14/16"W x 10"D Weight: 63 lbs.

Keystone Country Manor® Wall Cap



Large: 6"x 14"/16"x 10" Weight: 64 lbs.

Keystone COMPAC® II COMPAC® III Wall COMPAC® Regency System

TRI-PLANE SOFT SPLIT

STRAIGHT HARD SPLIT



Tri-Plain: 8"H x 12"W x 18"D Weight: 62 lbs.
 Straight Split: 8"H x 12"W x 18"D Weight: 72 lbs.
 Regency: 8"H x 12"W x 18"D Weight: 80 lbs.

LEE HARDSCAPES Southern Tradition® 4x8x12 Wall



Unit: 4"H x 12"W x 8"D Weight: 23 lbs.

LEE HARDSCAPES Southern Tradition® 4x8x16 Wall



Unit: 4"H x 16"W x 8"D Weight: 30 lbs.

LEE HARDSCAPES Southern Tradition® 4x8 Paver (tumbled and smooth)




Unit: 4" x 8"
 Units / SF: 4.50
 Units / Pallet: 480
 SF / Pallet: 106.67

LEE Southern Tradition® 6x6 Paver (tumbled and smooth)



Unit: 5.5"x 5.5"
Units / SF: 4.76
Units / Pallet: 480
SF / Pallet: 100.84 SF

LEE Southern Tradition® 6x9 Paver (tumbled and smooth)



Unit: 5.5"x 8.25"
Units / SF: 3.17
Units / Pallet: 360
SF / Pallet: 113.56 SF

Rosetta® Belvedere Wall (six unit sizes per pallet)



6"L x 9"W x 3"H to 18"L x 9"W x 6"H
Weight range: 10 lbs. to 67 lbs.

Rosetta® Belvedere Coping (five unit sizes per pallet)



6"L x 10.25"W x 2.25"H to
18"L x 10.25"W x 2.25"H

Rosetta® Belvedere Bullnose Coping




6"L x 10.25"W x 2.25"H to
18"L x 10.25"W x 2.25"H
Weight range: 10 lbs. to 30 lbs.

Rosetta® Belvedere Column Cap



Unit: 27"W x 2.5"H x 27"L
Weight: 150 lbs each

Rosetta® Dimensional Coping (three unit sizes)




Small: 24" X 12.5" X 2.5" Weight: 63 lbs.
Large: 18" x 12.5" x 2.5" Weight: 47 lbs.
End Unit: 19" x 12.5" x 2.5" Weight: 49 lbs.

Rosetta® Belvedere Round Fire Pit Kit




Unit: 48"W x 14.5"H x 48"L
Weight: 1,320 lbs / pallet

Rosetta® Kodah Square Fire Pit Kit




Unit: 10.50"W x 6"H x 12" to 42"
Weight: 2,500 lbs / pallet

Rosetta® Dimensional Steps (two unit sizes)




Small: 48"L x 18"W x 7"H Weight: 375 lbs.
Large: 72"L x 30"W x 7"H Weight: 1333 lbs.

Rosetta® Irregular Steps (pallet 1 = six unit sizes) (pallet 2 = 1 size)




Pallet 1 unit sizes range from:
42"L x 17"W x 7"H to 60"L x 24"W x 7"H
Unit weights range from: 349 lbs. to 600 lbs.
Pallet 2 unit size: 72"L x 30"W x 7"H
Unit weight: 1300 lbs.

Rosetta® Dimensional Flagstone Paver (four unit sizes)




Unit sizes range from:
12"L x 6"W x 2."H to 24"L x 24"W x 2."H
Pallet weight: 2,350 lbs.
Layers per pallet: 8
SF per layer: 12.25

Rosetta® Grand Flagstone Slabs



Layers per pallet: 8
Patterns per layer: 4
SF per layer: 90
Pallet weight: 2000 lbs.

Rosetta® Kodah Free-standing Wall (four unit sizes)




Units sizes range from:
12"L x 10.5"W x 3"H to 42"L x 10.5"W x 6"H
Unit weights range from: 50 lbs. to 200 lbs.

Rosetta® Outcropping Wall (ships in 5 different pallets)



SANDSTONE



LIMESTONE



RIDGESTONE

Pallet A: 4 stones size range from 42"L x 12"H to 66"L x 12"H
Weight: 750 to 1150 lbs.

Pallet B:
6 stones size range from 24"L x 6"H to 72"L x 12"H
Weight 250 to 1300 lbs.

Pallet C:
4 stones size range from 24"L x 6"H to 48"L x 24"H
Weight: 250 to 1800 lbs.

Pallet D:
3 stones size range from 60"L x 30"W x 12"H to 48"L x 30"W x 6"H
Weight: 1540 to 460 lbs.

Pallet E:
3 stones size range from 72"L x 30"W x 12"H to 36"L x 30"W x 6"H
Weight: 2080 to 440 lbs.

Rosetta® Old Mission Permeable Paver (three unit sizes)



LIMESTONE



RIDGESTONE



SANDSTONE

Small: 6"L x 9"W x 2.75"H
Medium: 9"L x ("W x 2.75"H
Large: 12"H x 9"W x 2.75"H

Weight 10 lbs.
Weight 15 lbs.
Weight: 20 lbs.

Rosetta® New Mission Paver (three unit sizes)



LIMESTONE



RIDGESTONE




SANDSTONE

Small: 6"L x 9"W x 2.75"H
Medium: 9"L x ("W x 2.75"H
Large: 12"H x 9"W x 2.75"H

Weight 10 lbs.
Weight 15 lbs.
Weight: 20 lbs.

Rosetta® Superior Steppers (eight unit sizes)



SANDSTONE





LIMESTONE




RIDGESTONE

Unit: 21"W x 2"H x 27"L
Weight: 1,300 lbs / pallet

Rosetta® 34x34 Pillar Cap



SANDSTONE



LIMESTONE



RIDGESTONE

Unit: 34"W x 3"H x 34"L
Weight: 295 lbs. each

Stone Age® Fireplace Kits (available in arched or straight lintel)



Standard Series SA-36

- Firebox, Throat and 3 – 6" tall chimney flue sections
- 98" tall and 44.5" deep
- Firebox opening height 28" and opening width 36"
- Firebox internal depth 28.5"
- Hearth, Riser legs for wood storage and Firebrick

Standard Series SA-48

- Firebox, Throat and 4 – 6" tall chimney flue sections
- 102" tall and 44.5" deep
- Firebox opening height 28" and opening width 48"
- Firebox internal depth 28.5"
- Hearth, Riser legs for wood storage and Firebrick



Contractor Series SA-36CN

- Firebox, Throat and 3 – 6" tall chimney flue sections
- 73.5" tall and 33" deep
- Firebox opening height 28" and opening width 36"
- Firebox internal depth 28.5"

Contractor Series SA-48CN

- Firebox, Throat and 4 – 6" tall chimney flue sections
- 77.5" tall and 33" deep
- Firebox opening height 28" and opening width 48"
- Firebox internal depth 28.5"



42" New Age Fireplace

- Firebox, Throat and 4 – 6" tall chimney flue sections
- 77.5" tall and 33" deep
- Firebox opening height 28" and opening width 36"
- Firebox internal depth 28.5"

Stone Age® Fireplace Adaptable Flue



Unit: 24"D x 30"W x 6"H
Weight: 100 lbs each

Stone Age® Fireplace Fireplace Log Storage Unit




Unit: 36"W x 36"H x 33"D
Solid facing for custom shaping 33 SF
of material needed for veneer. Same depth
as New Age Fireplace unit.

Stone Age® 5-Gallon Readi-mix



Unit: 5-Gallon Plastic Bucket
Weight: 60 lbs each

Techo-Bloc® Blue60 Paver (five unit sizes)



Unit sizes range from:
 2.38"H x 13"D x 6.5"L to 2.38" x 19.5"D x 32.25"L
 PALLET, Cubing: 116.05 SF, Weight: 3,138 lbs.
 # of rows: 11

Techo-Bloc® EVA Paver (three unit sizes)



Small: 2.38"H x 8.75"D x 4.38"L
 Medium: 2.38"H x 8.75"D x 8.75"L
 Large: 2.38"H x 8.75"D x 13.2"L
 PALLET, Cubing: 132.48 SF, Weight: 3,569 lbs.
 #of rows: 11

Techo-Bloc® Antika Paver (seven unit sizes)



Various unit sizes, height of 2.75"
 PALLET, Cubing: 87 SF, Weight: 2,183 lbs.
 # of rows: 9

Alliance Accessory Products

LEE BUILDING PRODUCTS carries a full line of hardscape accessories to help put the finishing touch on any hardscape project including polymeric sands, cleaners, sealers, edging and more. Each product is specifically designed to get the best performance and beauty while helping to make your job easier.

- Gator® Polymeric Sands
- Gator® Stone Dust
- Gator® Concrete Adhesives
- Landscape Fabric
- Gator® Gloss Sealers
- Gator® Low Sealers
- Efflorescence Cleaners
- Landscape Edging



Masonry Sealers



Polymeric Sands

WARRANTY, ASSOCIATIONS, AND REFERENCES

Lee Building Products is proud to certify that its paving stones and retaining walls meet the latest industry standards in the United States of America. All Lee Building Products pavers and retaining walls comply with and surpass all applicable standards established by the American Society for Testing and Materials (ASTM), recognized as the strictest standards throughout the world.

If products prove defective, Lee Building Products will replace the units. Warranty responsibility is limited to products only and not to the costs related to the installation of those products. Installation of the product constitutes acceptance of the product as is. Lee Building Products will honor this warranty with a proof of purchase such as an invoice or delivery slip.

REFERENCES:

INTERLOCKING CONCRETE PAVING UNITS

C936 Standard Specification for Solid Concrete Interlocking Paving Units

C140 Standard Test Methods for Sampling and Testing Concrete Masonry Units and Related Units

C1645 Standard Method for Freeze-thaw and De-icing Salt Durability of Solid Concrete Interlocking Paving Units

C418 Standard Test Method for Abrasion Resistance of Concrete by Sandblasting (optional test in C939)

SEGMENTAL CONCRETE PAVING SLABS

C1782 Standard Specifications for Segmental Concrete Paving Slabs

C140 Standard Test Methods for Sampling and Testing Concrete Masonry Units and Related Units

CONCRETE GRID PAVING UNITS

C1319 Standard Specifications for Concrete Grid Paving Units

C140 Standard Test Methods for Sampling and Testing Concrete Masonry Units and Related Units

COPYRIGHT NOTICES:

©2020 Rosetta Hardscapes. All Rights Reserved.

©2020 Keystone Retaining Wall Systems LLC. All Rights Reserved.

©2020 Anchor Retaining Wall Systems. All Rights Reserved.

©2020 TechoBloc. All Rights Reserved.

©2020 Atlas-Concorde. All Rights Reserved.

©2020 Alliance Products, Inc. All Rights Reserved.

©2020 Lee Building Products, Inc. All Rights Reserved.

©2020 Stone Age Manufacturing. All Rights Reserved.

©2020 LEE BUILDING PRODUCTS, INC. All Rights Reserved.

A. Atlas-Concord® Porcelain Paver 24"x24" (pg 36)





Call to schedule an appointment with your local LEE HARDSCAPES branch.

Antioch, Tennessee

3201 Franklin Limestone Road
Antioch, Tennessee 37013
Phone (615) 834-1207

Hardin, Kentucky

7511 US HWY 641 S
Hardin, Kentucky 42048
Phone (270) 437-3300

Owensboro, Kentucky

1530 Ragu Drive
Owensboro, Kentucky 42303
Phone (270) 683-6206

Bardstown, Kentucky

291 Spencer-Mattingly Lane
Bardstown, Kentucky 40004
Phone (502) 348-6414

Hopkinsville, Kentucky

1005 N. Vine Street
Hopkinsville, Kentucky 42240
Phone (270) 886-6696

Richmond, Kentucky

318 Cycle Drive
Richmond, Kentucky 40475
(859) 625-0002

Bowling Green, Kentucky 309

Dishman Lane
Bowling Green, Kentucky 42101
Phone (270) 781-9813

Lexington, Kentucky

747 Fox Industrial Drive
Lexington, Kentucky 40504
Phone (859) 254-4567

Somerset, Kentucky

39 Garner School Road
Somerset, Kentucky 42501
(606) 451-8898

Elizabethtown, Kentucky

307 College Street Road
Elizabethtown, Kentucky 42701
Phone (270) 765-4044

Louisville, Kentucky

12906 Old Henry Road
Louisville, Kentucky 40223
Phone (502) 245-3135

Union Station Brick

North Nashville, Tennessee
Phone (615) 321-5800

Frankfort, Kentucky

2000 US 127 S
Frankfort, Kentucky 40601
Phone (502) 223-2327

Murfreesboro, Tennessee

700 Ordway Avenue
Murfreesboro, Tennessee 37129
Phone (615) 893-7146

Glasgow, Kentucky

103 Cross Street
Glasgow, Kentucky 42141
Phone (270) 659-2770

Nashville, Tennessee

3643 Trousdale Drive
Nashville, Tennessee 37204
Phone (615) 244-4497



Corporate Offices

4301 Industrial Drive, Bowling Green, Kentucky 42101
Phone (270) 842-3472

AUTHORIZED DEALER

SUSTAINABILITY

At LEE BUILDING PRODUCTS we are proud to incorporate sustainable construction innovations and manufacturing practices into the products we produce. We are committed to a cleaner, healthier planet and are doing our part by taking an environmentally responsible approach, which will help you construct greener projects for a more sustainable future.



Find us on the internet by visiting:

WWW.LEEBP.COM

Lee Building Products, Inc.
4301 Industrial Drive
Bowling Green, KY 42101

OTHER PRODUCT CATEGORIES

Architectural Concrete Block

Clay Brick National Brands

Magnum Stone

MAXBRIC and MAXBLOC (CMU)

Mountain Stone / VENEERSTONE Manufactured Stone

Natural Stone

Concrete Masonry Units (CMU)

